

Signify Classified - Internal
Cooper Lighting Solutions Photometric Lab
1121 Highway 74 South
Peachtree City, GA 30269



Scaled data based on original data using
LM-79-08 Approved Method: Electrical and Photometric Measurements of Solid-
State Lighting Products

Test Report Prepared for
Cooper Lighting Solutions
(formerly Eaton)

Brand: McGRAW-EDISON

Report Number: P1437567

Luminaire Tested: **GALN-SB9C-730-U-T3LG-HSS**

Issue Date: 03/27/202

This test was performed under the Supervised Manufacturer's Testing Program. The results of this test have not been influenced by sources from within Cooper Lighting Solutions or from external interests.

Report Generated By 670245763



Test Information

Test Method: LM-79-08

Report Number: P1437567

Test Lab: INNOVATION CENTER(G1)

Issue Date: 03/27/202

Manufacturer: COOPER LIGHTING SOLUTIONS (FORMERLY EATON)

Product Line: McGRAW-EDISON

Catalog Number: GALN-SB9C-730-U-T3LG-HSS

Description: GALLEON II AREA AND ROADWAY HIGH DENSITY LUMINAIRE 615mA 9xLight Square PACKAGE 70CRI 3000K FIXTURE w/ TYPE III LOW GLARE WITH HOUSE SIDE SHIELD

Light Source: (234) 3000K CCT, 70 CRI LEDS

Ballast/Driver: ELECTRONIC DRIVER

Luminaire Equipment:	Sample No.	Condition	Description
	a	good	reflector
	b	good	lens
	c	good	housing
	d	good	cord

Summary

Lumens per Lamp: N/A

Luminaire Lumens: 52125 lumens

Efficiency: N/A

Efficacy: 115.9 lumens/watt

Luminous Opening: Rectangular (W 1.5' x L: 1.5' x H: 0')

IES Classification: Type III - Short

BUG Rating: B3 - U0 - G5

Input Watts (W): 449.8

Input Voltage (V): 120

Input Current (Ain): NR

Voltage Rise (V): NR

Power Factor: 0.97

Total Harmonic Distortion (THDi): NR

Frequency (hertz): 60

Stabilization Time: NR

Operation Time: NR

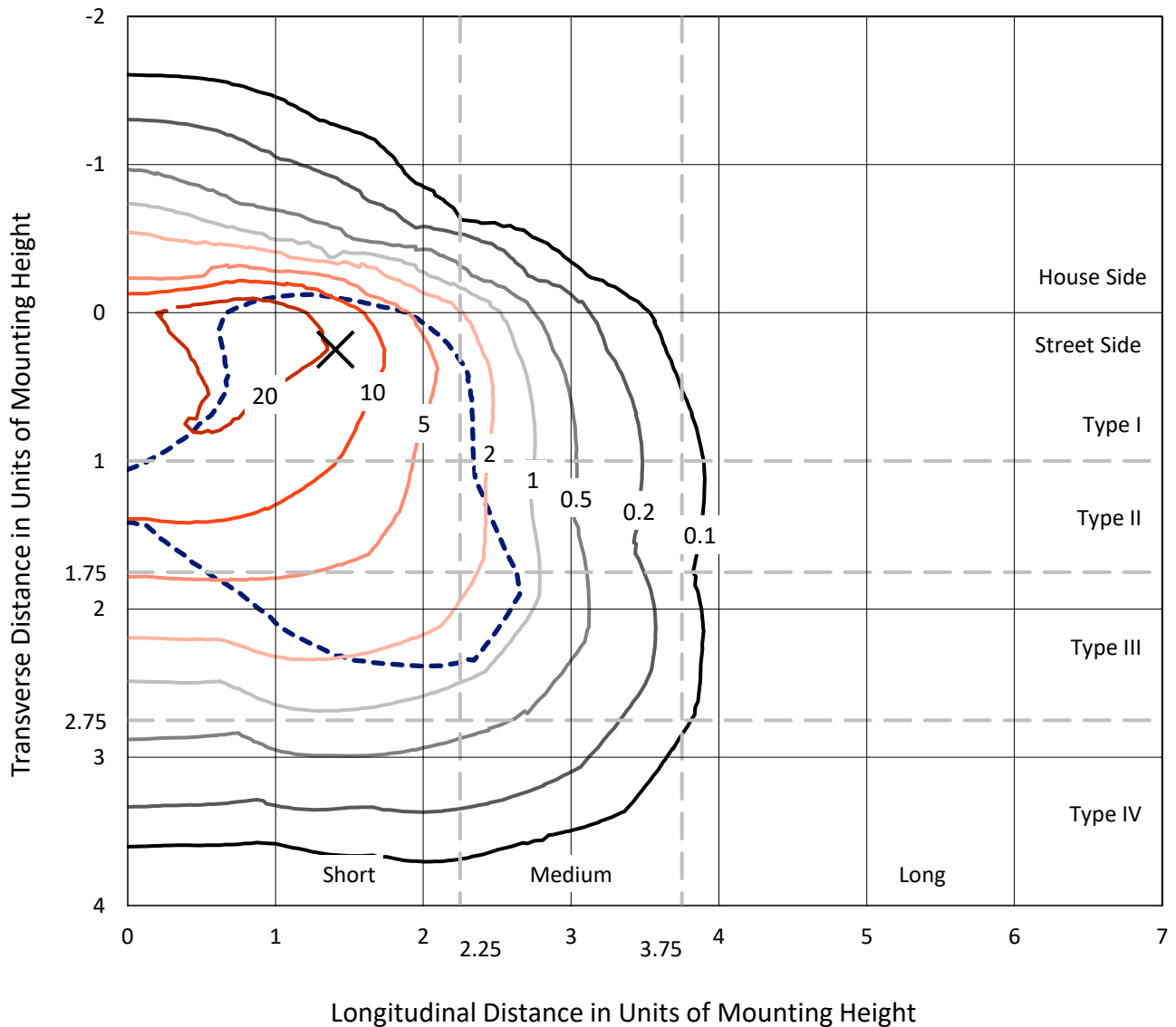
Ambient Temperature (°C): NR

Test Distance: 28.75 FT

REPORT NUMBER: P1437567
 CATALOG NUMBER: GALN-SB9C-730-U-T3LG-HSS

Iso-Footcandle Lines of Horizontal Illumination

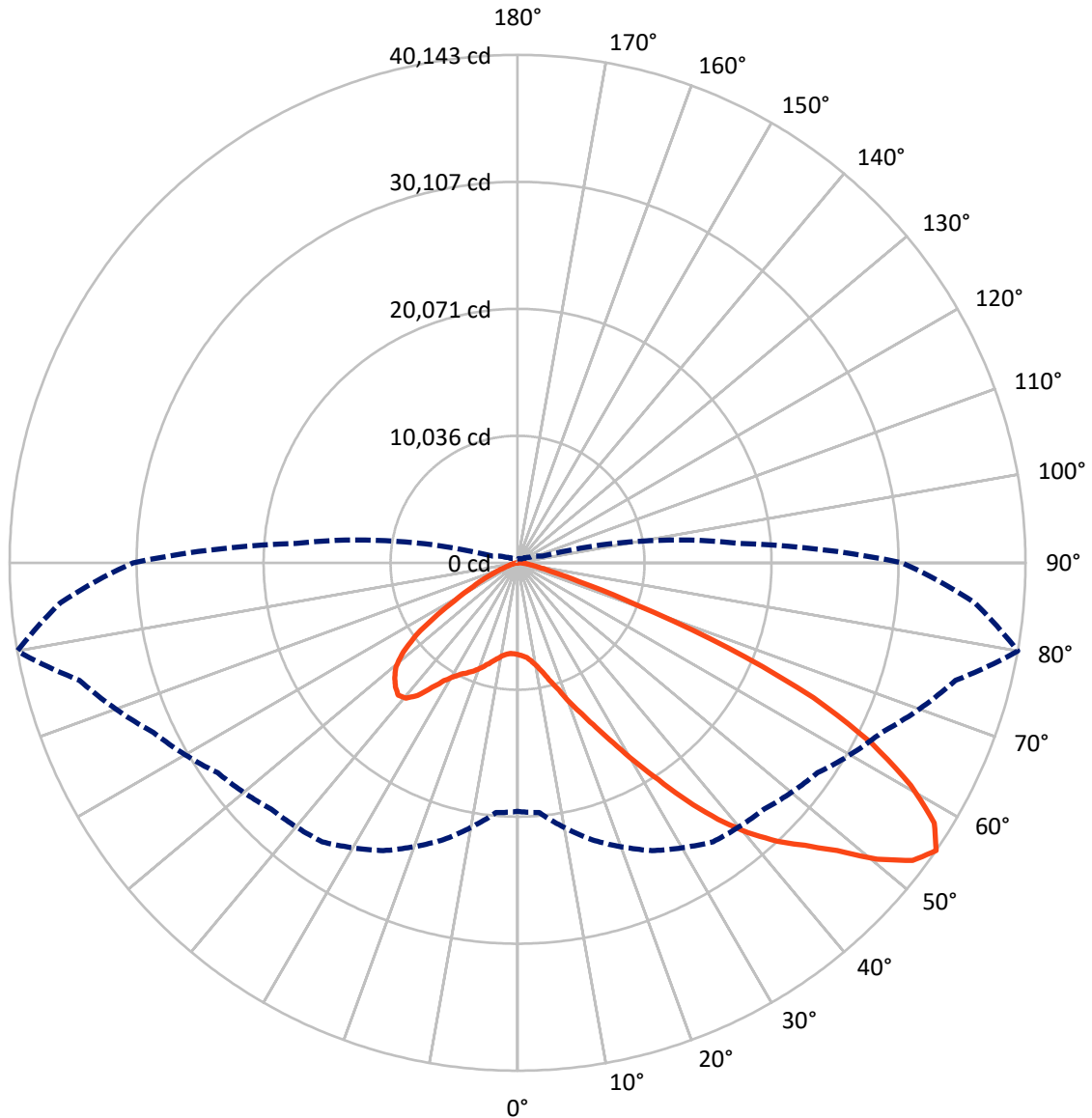
✕ Max cd
 - - - 1/2 Max cd



Based on 20 foot mounting height. Maximum calculated value = 32.1 fc
 Type III - Short - N/A

REPORT NUMBER: P1437567
CATALOG NUMBER: GALN-SB9C-730-U-T3LG-HSS

Luminous Intensity Polar Plot



— Vertical Plane Through 80-Deg Lateral - - - Horizontal Cone Through 55-Deg Vertical

REPORT NUMBER: P1437567
 CATALOG NUMBER: GALN-SB9C-730-U-T3LG-HSS

FLUX DISTRIBUTION:

		Downward	Upward	Total
House Side	Lumens	6336.4	0.0	6336.4
	% Fixture	12.2	0.0	12.2
Street Side	Lumens	45788.7	0.0	45788.7
	% Fixture	87.8	0.0	87.8
Total	Lumens	52125.0	0.0	52125.0
	% Fixture	100.0	0.0	100.0

Coefficient of Utilization

ZONAL LUMENS:

Zone	Lumens	% Fixture
0°-10°	609.3	1.2
10°-20°	1606.5	3.1
20°-30°	3144.9	6.0
30°-40°	6398.2	12.3
40°-50°	10786.4	20.7
50°-60°	13781.7	26.4
60°-70°	11766.4	22.6
70°-80°	3760.1	7.2
80°-90°	271.5	0.5
90°-100°	0.0	0.0
100°-110°	0.0	0.0
110°-120°	0.0	0.0
120°-130°	0.0	0.0
130°-140°	0.0	0.0
140°-150°	0.0	0.0
150°-160°	0.0	0.0
160°-170°	0.0	0.0
170°-180°	0.0	0.0
0°-90°	52125.0	100.0
0°-180°	52125.0	100.0

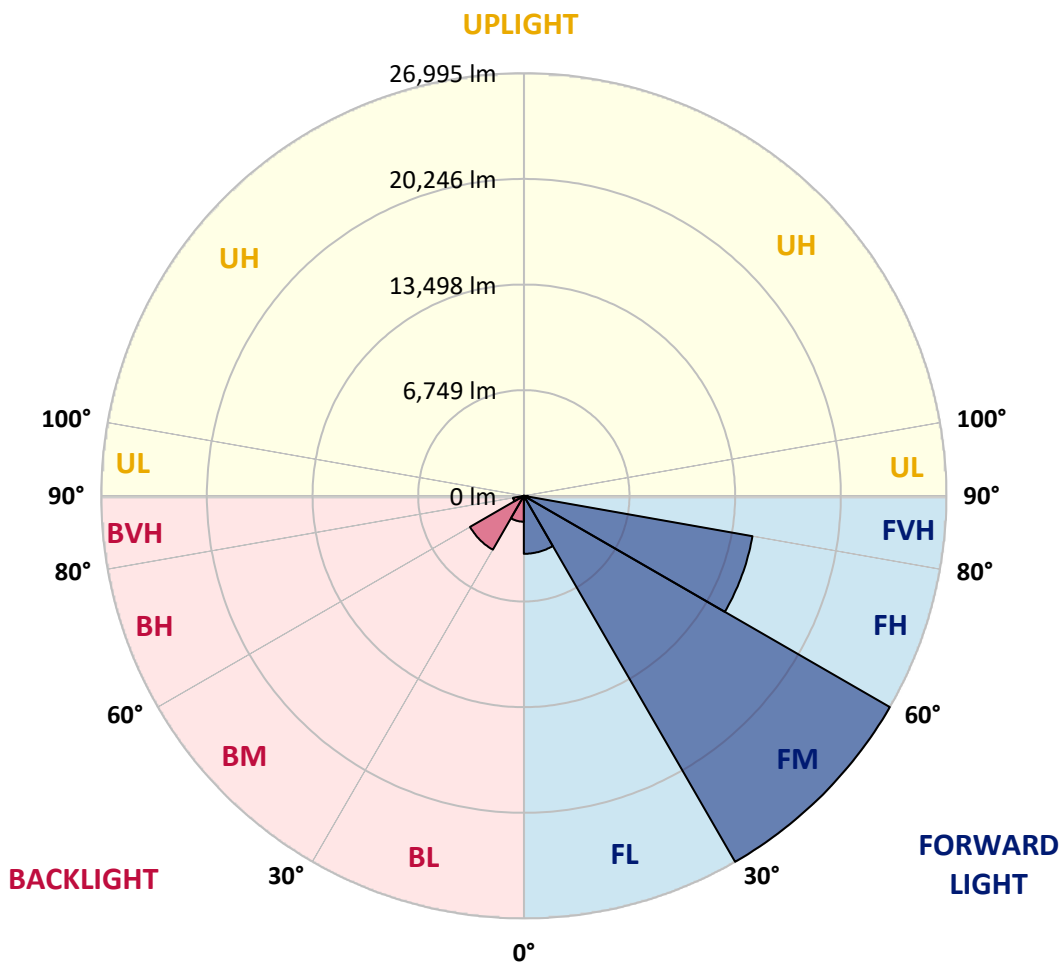


REPORT NUMBER: P1437567
 CATALOG NUMBER: GALN-SB9C-730-U-T3LG-HSS

LUMINAIRE CLASSIFICATION SYSTEM LUMEN TABLE AND BUG RATING:

Zone	Lumens	% Fixture	Zone Rating/Lumen Limit		
			B	U	G
FL (0°-30°)	3706.2	7.1			
FM (30°-60°)	26995.1	51.8			
FH (60°-80°)	14830.0	28.5			G5
FVH (80°-90°)	257.4	0.5			G3/500
BL (0°-30°)	1654.6	3.2	B3/2500		
BM (30°-60°)	3971.2	7.6	B3/5000		
BH (60°-80°)	696.4	1.3	B2/1000		G2/1000
BVH (80°-90°)	14.1	0.0			G1/100
UL (90°-100°)	0.0	0.0		U0/0	
UH (100°-180°)	0.0	0.0		U0/0	

BUG Rating: B3-U0-G5
 Type III Short





REPORT NUMBER: P1437567

CATALOG NUMBER: GALN-SB9C-730-U-T3LG-HSS

CANDELA DISTRIBUTION (FULL):

	0°	5°	15°	25°	35°	45°	55°	65°	75°	80°	85°
0°	7260.9	7260.9	7260.9	7260.9	7260.9	7260.9	7260.9	7260.9	7260.9	7260.9	7260.9
2.5°	7305.4	7320.2	7305.4	7320.2	7349.8	7335.0	7394.3	7379.5	7379.5	7364.7	7305.4
5°	6890.5	6905.3	6934.9	7009.0	7112.8	7216.5	7349.8	7438.8	7527.7	7512.8	7453.6
7.5°	6075.5	6105.1	6223.7	6371.8	6712.7	7023.8	7364.7	7586.9	7779.6	7838.8	7794.4
10°	5616.1	5645.7	5719.8	5868.0	6179.2	6697.8	7364.7	7824.0	8164.8	8283.4	8298.2
12.5°	5571.7	5586.5	5645.7	5808.7	6075.5	6520.0	7349.8	8135.2	8713.1	8890.9	8950.2
15°	5601.3	5630.9	5690.2	5823.6	6134.7	6638.6	7468.4	8624.2	9439.2	9691.1	9705.9
17.5°	5719.8	5749.5	5823.6	5971.7	6312.6	6949.8	7838.8	9128.0	10313.5	10595.0	10758.0
20°	5956.9	5971.7	6060.7	6253.3	6638.6	7335.0	8387.1	9809.7	11365.6	11780.5	11899.0
22.5°	6268.1	6312.6	6431.1	6668.2	7157.2	7868.5	9142.8	10639.5	12521.4	12951.1	13158.6
25°	6608.9	6668.2	6846.0	7231.3	7853.7	8683.5	10076.4	11736.0	13884.7	14403.3	14684.9
27.5°	7305.4	7320.2	7438.8	7927.8	8727.9	9750.4	11261.9	13143.8	15485.1	16092.6	16403.8
30°	8831.7	8846.5	8742.8	8876.1	9691.1	11009.9	12654.8	14788.6	17352.1	18196.8	18448.7
32.5°	10698.8	10772.9	10758.0	10669.1	11039.6	12269.5	14314.4	16759.4	19545.2	20434.3	20671.4
35°	12817.8	12995.6	12951.1	12921.5	12966.0	13884.7	16211.1	18937.7	22034.7	23116.4	23309.1
37.5°	14892.3	14936.8	15144.2	15396.1	15425.8	16063.0	18404.2	21249.3	24346.4	25724.4	26020.8
40°	16492.7	16640.9	17159.5	17663.3	18182.0	18685.8	20212.1	23116.4	26183.8	28036.1	28169.5
42.5°	17737.4	18093.1	18848.8	19634.2	20686.3	21249.3	21931.0	24435.3	27680.5	30095.8	30036.6
45°	19248.9	19397.1	20464.0	21501.3	22568.2	23427.6	23412.8	25546.6	28851.1	31859.2	31488.7
47.5°	20271.3	20449.2	21901.3	23116.4	24213.0	24642.7	24731.6	26746.9	30466.3	33993.0	33118.7
50°	20819.6	21130.8	22716.3	24257.4	25442.9	25576.3	25976.4	28317.6	32585.3	36823.3	35178.5
52.5°	20878.9	21175.3	22997.9	24983.5	26272.7	26539.5	27221.1	30095.8	34645.0	39090.5	36363.9
55°	19649.0	19826.8	22657.1	25102.1	26924.7	27547.1	28940.0	31740.7	35845.3	40142.6	36260.2
57.5°	18493.2	18671.0	21130.8	24894.6	27591.5	28865.9	30777.5	32866.8	34911.8	38838.6	33948.6
60°	17500.3	17589.2	19826.8	23931.4	27843.5	30155.1	32363.0	31755.5	32496.4	35711.9	29992.1
62.5°	15633.2	15692.5	18345.0	22197.7	27339.6	31147.9	32911.3	29399.4	29843.9	31399.8	25339.2
65°	11810.1	12032.4	14462.6	20893.7	26509.8	31607.3	31636.9	26524.6	26065.3	25694.8	19930.5
67.5°	8016.7	8268.6	9735.6	18789.5	25161.4	31799.9	29162.3	22805.3	19856.4	17944.9	13054.9
70°	6401.5	6401.5	6905.3	15099.8	21960.6	29340.1	26094.9	17218.8	12610.3	9913.4	6994.2
72.5°	4208.4	4223.2	4697.4	9587.4	15574.0	22375.5	21279.0	9957.9	6549.7	5053.0	3452.6
75°	1526.3	1526.3	2059.7	3837.9	8238.9	13321.6	12966.0	4756.7	3556.4	2756.2	2089.4
77.5°	815.0	844.6	992.8	1585.6	3156.3	5423.5	5067.8	2430.2	2015.3	1718.9	1304.0
80°	548.3	563.1	666.8	978.0	1526.3	2089.4	1630.0	1363.3	1363.3	1155.8	874.3
82.5°	296.4	311.2	444.5	637.2	815.0	978.0	785.4	800.2	963.2	785.4	503.8
85°	207.5	207.5	340.8	459.4	459.4	474.2	340.8	503.8	563.1	489.0	340.8
87.5°	118.5	118.5	192.6	222.3	222.3	207.5	103.7	177.8	222.3	251.9	148.2
90°	0.0	0.0	0.0	0.0	0.0	0.0	0.0	0.0	0.0	0.0	0.0



REPORT NUMBER: P1437567

CATALOG NUMBER: GALN-SB9C-730-U-T3LG-HSS

CANDELA DISTRIBUTION (continued):

	90°	95°	105°	115°	125°	135°	145°	155°	165°	175°	180°
0°	7260.9	7260.9	7260.9	7260.9	7260.9	7260.9	7260.9	7260.9	7260.9	7260.9	7260.9
2.5°	7290.6	7246.1	7157.2	6979.4	6890.5	6771.9	6668.2	6534.8	6505.2	6490.4	6431.1
5°	7409.1	7320.2	7053.5	6668.2	6342.2	6031.0	5719.8	5542.0	5393.8	5319.7	5304.9
7.5°	7705.5	7527.7	7038.7	6357.0	5749.5	5216.0	4756.7	4356.6	4149.1	3971.3	3986.1
10°	8150.0	7868.5	7068.3	6060.7	5156.7	4297.3	3630.5	3052.6	2637.6	2445.0	2430.2
12.5°	8742.8	8342.7	7172.0	5764.3	4430.7	3230.4	2385.7	2044.9	1956.0	1941.2	1926.4
15°	9468.8	8905.8	7275.8	5379.0	3452.6	2237.6	1941.2	1867.1	1852.3	1837.5	1837.5
17.5°	10343.1	9557.8	7335.0	4727.0	2519.1	1926.4	1822.6	1778.2	1763.4	1748.6	1748.6
20°	11439.7	10283.9	7409.1	3897.2	2133.8	1852.3	1733.7	1674.5	1659.6	1659.6	1644.8
22.5°	12521.4	11098.9	7349.8	3171.1	2059.7	1763.4	1630.0	1570.7	1541.1	1541.1	1526.3
25°	13766.1	11928.7	7172.0	2859.9	2044.9	1689.3	1526.3	1437.4	1392.9	1378.1	1378.1
27.5°	15188.7	12877.0	6890.5	2874.7	2044.9	1630.0	1392.9	1274.4	1244.7	1215.1	1215.1
30°	16818.7	14032.9	6683.0	3067.4	2074.6	1570.7	1274.4	1126.2	1081.7	1052.1	1066.9
32.5°	18685.8	15322.1	6668.2	3378.6	2119.0	1481.8	1141.0	978.0	933.5	918.7	933.5
35°	20804.8	16922.4	7009.0	3615.6	2000.5	1289.2	978.0	844.6	800.2	800.2	815.0
37.5°	23160.9	18759.9	7468.4	3556.4	1615.2	1022.5	844.6	740.9	696.5	711.3	726.1
40°	25309.5	20197.2	7542.5	3037.7	1215.1	874.3	726.1	652.0	622.4	637.2	652.0
42.5°	26939.5	21353.1	6831.2	2356.1	1022.5	740.9	622.4	563.1	548.3	577.9	577.9
45°	28258.4	21812.4	5705.0	1748.6	903.9	637.2	548.3	518.6	489.0	503.8	503.8
47.5°	29636.5	21886.5	4652.9	1407.7	800.2	577.9	503.8	474.2	444.5	444.5	444.5
50°	30970.1	21708.7	3556.4	1244.7	740.9	518.6	459.4	429.7	400.1	385.3	385.3
52.5°	31296.1	20286.2	2608.0	1155.8	681.6	489.0	429.7	400.1	370.5	355.6	355.6
55°	30392.2	17589.2	2044.9	1037.3	622.4	444.5	400.1	370.5	326.0	311.2	311.2
57.5°	27413.7	13410.5	1630.0	889.1	563.1	429.7	370.5	340.8	296.4	281.5	281.5
60°	23546.2	9513.3	1318.8	726.1	518.6	385.3	340.8	296.4	266.7	237.1	237.1
62.5°	19263.7	6831.2	1066.9	607.5	489.0	340.8	311.2	266.7	207.5	163.0	163.0
65°	14773.8	4904.8	829.8	489.0	444.5	296.4	266.7	222.3	163.0	118.5	118.5
67.5°	9557.8	3171.1	622.4	429.7	340.8	251.9	207.5	177.8	148.2	103.7	88.9
70°	5038.2	1852.3	459.4	370.5	251.9	192.6	177.8	148.2	118.5	74.1	74.1
72.5°	2608.0	1215.1	340.8	326.0	192.6	133.4	148.2	118.5	88.9	44.5	44.5
75°	1674.5	815.0	251.9	266.7	118.5	103.7	103.7	74.1	44.5	29.6	14.8
77.5°	1081.7	548.3	177.8	222.3	74.1	59.3	59.3	29.6	14.8	0.0	0.0
80°	637.2	340.8	118.5	148.2	29.6	29.6	14.8	0.0	0.0	0.0	0.0
82.5°	326.0	177.8	59.3	59.3	14.8	0.0	0.0	0.0	0.0	0.0	0.0
85°	207.5	88.9	14.8	14.8	0.0	0.0	0.0	0.0	0.0	0.0	0.0
87.5°	103.7	29.6	14.8	0.0	0.0	0.0	0.0	0.0	0.0	0.0	0.0
90°	0.0	0.0	0.0	0.0	0.0	0.0	0.0	0.0	0.0	0.0	0.0

Cooper Lighting Solutions Photometric Lab
1121 Highway 74 South
Peachtree City, GA 30269



LM-79-2019: Approved Method: Electrical and Photometric Measurements of Solid-State Lighting Products

Report Prepared for

Cooper Lighting Solutions

McGraw-Edison

Report Number: SP1-2407-184-4

Test Date: 10/10/2024

Luminaire Tested: GSS-SB1A-730-U-5WQ

Data in this report applies to families of products including GSS-SB1A-730-U-5WQ

Test Information

Test Method: LM-79-2019
 Report Number: SP1-2407-184-4
 Test Lab: COOPER LIGHTING SOLUTIONS
 Photometer: SP1 - 76IN SPHERE
 Measurement Geometry: 4π
 Issue Date: 10/15/2024
 Manufacturer: COOPER LIGHTING SOLUTIONS
 Product Line: McGraw-Edison
 Catalog Number: **GSS-SB1A-730-U-5WQ**
 Description: GALLEON II SITE SLIM 1SQ 350MA 5WQ HIGH DENSITY LIGHTSQUARE WITH 70 CRI 3000K CCT 26 LEDS

Spectral Parameters

CCT (K): 2985
 CIE u': 0.2504
 CIE v': 0.5243
 Duv: 0.0019
 CIE x: 0.4408
 CIE y: 0.4101
 CIE z: 0.1491
 Peak Wavelength (nm): 595
 Dominant Wavelength (nm): 582
 Purity: 55.41818
 Rf: 73.8
 Rg: 94.4

CRI (Ra):	70.8		
R1:	66.3	R9:	-43.2
R2:	80.6	R10:	57.6
R3:	94.5	R11:	64.8
R4:	68.2	R12:	53.5
R5:	66.5	R13:	68.7
R6:	74.7	R14:	97.0
R7:	76.2	R15:	56.4
R8:	39.6		



Test Conditions

Stabilization Time: 36M
 Operation Time: 1H 36M
 Sphere Temperature (°C): 25.2

REPORT NUMBER: SP1-2407-184-4

Measurement and Test Equipment			
Instrument	Identification Number	Calibration Date	Calibration Due Date
Photometer	IN0058	6/18/2024	12/18/2024
Power Meter	INXT2011004	2/8/2024	2/8/2025
AC Power Source	IN0063	10/24/2023	10/24/2024
DC Power Source	IN0208	10/24/2023	10/24/2024
Sphere Thermometer	IN0085	10/24/2023	10/24/2024
Room Thermometer	IN0046	10/24/2023	10/24/2024

REPORT NUMBER: SP1-2407-184-4

CIE 1931 Chromaticity Diagram



CIE 1931 Chromaticity Diagram with 2017 ANSI 7-Step and 4-Step Quadrangles



Point lies inside the ANSI 3000K 4-step quadrangle

REPORT NUMBER: SP1-2407-184-4

Photopic Flux vs. Wavelength



Photopic Lumens: NR

λ (nm)	Power W [^] /nm	Lumens (φ/nm)	λ (nm)	Power W [^] /nm	Lumens (φ/nm)	λ (nm)	Power W [^] /nm	Lumens (φ/nm)	λ (nm)	Power W [^] /nm	Lumens (φ/nm)	λ (nm)	Power W [^] /nm	Lumens (φ/nm)
360	0	NR	490	142	NR	620	803	NR	750	17	NR	880	0	NR
365	0	NR	495	189	NR	625	734	NR	755	15	NR	885	0	NR
370	0	NR	500	240	NR	630	670	NR	760	13	NR	890	0	NR
375	0	NR	505	290	NR	635	600	NR	765	11	NR	895	0	NR
380	0	NR	510	335	NR	640	535	NR	770	9	NR	900	0	NR
385	0	NR	515	375	NR	645	473	NR	775	8	NR	905	0	NR
390	1	NR	520	408	NR	650	415	NR	780	7	NR	910	0	NR
395	2	NR	525	434	NR	655	362	NR	785	6	NR	915	0	NR
400	4	NR	530	461	NR	660	313	NR	790	5	NR	920	0	NR
405	8	NR	535	486	NR	665	271	NR	795	4	NR	925	0	NR
410	16	NR	540	514	NR	670	231	NR	800	4	NR	930	0	NR
415	33	NR	545	549	NR	675	198	NR	805	3	NR	935	0	NR
420	69	NR	550	591	NR	680	169	NR	810	3	NR	940	0	NR
425	131	NR	555	640	NR	685	144	NR	815	2	NR	945	0	NR
430	227	NR	560	695	NR	690	123	NR	820	2	NR	950	0	NR
435	369	NR	565	757	NR	695	104	NR	825	2	NR	955	0	NR
440	517	NR	570	822	NR	700	88	NR	830	2	NR	960	0	NR
445	498	NR	575	882	NR	705	75	NR	835	1	NR	965	0	NR
450	315	NR	580	935	NR	710	63	NR	840	1	NR	970	0	NR
455	204	NR	585	972	NR	715	54	NR	845	1	NR	975	0	NR
460	145	NR	590	996	NR	720	46	NR	850	1	NR	980	0	NR
465	100	NR	595	1000	NR	725	39	NR	855	1	NR	985	0	NR
470	78	NR	600	989	NR	730	33	NR	860	1	NR	990	0	NR
475	76	NR	605	960	NR	735	28	NR	865	1	NR	995	0	NR
480	83	NR	610	918	NR	740	24	NR	870	1	NR	1000	0	NR
485	105	NR	615	864	NR	745	20	NR	875	1	NR			

REPORT NUMBER: SP1-2407-184-4

Scotopic Flux vs. Wavelength



Scotopic Lumens: NR

S/P: 1.19

λ (nm)	Power W [^] /nm	Lumens (φ/nm)	λ (nm)	Power W [^] /nm	Lumens (φ/nm)	λ (nm)	Power W [^] /nm	Lumens (φ/nm)	λ (nm)	Power W [^] /nm	Lumens (φ/nm)	λ (nm)	Power W [^] /nm	Lumens (φ/nm)
360	0	NR	490	142	NR	620	803	NR	750	17	NR	880	0	NR
365	0	NR	495	189	NR	625	734	NR	755	15	NR	885	0	NR
370	0	NR	500	240	NR	630	670	NR	760	13	NR	890	0	NR
375	0	NR	505	290	NR	635	600	NR	765	11	NR	895	0	NR
380	0	NR	510	335	NR	640	535	NR	770	9	NR	900	0	NR
385	0	NR	515	375	NR	645	473	NR	775	8	NR	905	0	NR
390	1	NR	520	408	NR	650	415	NR	780	7	NR	910	0	NR
395	2	NR	525	434	NR	655	362	NR	785	6	NR	915	0	NR
400	4	NR	530	461	NR	660	313	NR	790	5	NR	920	0	NR
405	8	NR	535	486	NR	665	271	NR	795	4	NR	925	0	NR
410	16	NR	540	514	NR	670	231	NR	800	4	NR	930	0	NR
415	33	NR	545	549	NR	675	198	NR	805	3	NR	935	0	NR
420	69	NR	550	591	NR	680	169	NR	810	3	NR	940	0	NR
425	131	NR	555	640	NR	685	144	NR	815	2	NR	945	0	NR
430	227	NR	560	695	NR	690	123	NR	820	2	NR	950	0	NR
435	369	NR	565	757	NR	695	104	NR	825	2	NR	955	0	NR
440	517	NR	570	822	NR	700	88	NR	830	2	NR	960	0	NR
445	498	NR	575	882	NR	705	75	NR	835	1	NR	965	0	NR
450	315	NR	580	935	NR	710	63	NR	840	1	NR	970	0	NR
455	204	NR	585	972	NR	715	54	NR	845	1	NR	975	0	NR
460	145	NR	590	996	NR	720	46	NR	850	1	NR	980	0	NR
465	100	NR	595	1000	NR	725	39	NR	855	1	NR	985	0	NR
470	78	NR	600	989	NR	730	33	NR	860	1	NR	990	0	NR
475	76	NR	605	960	NR	735	28	NR	865	1	NR	995	0	NR
480	83	NR	610	918	NR	740	24	NR	870	1	NR	1000	0	NR
485	105	NR	615	864	NR	745	20	NR	875	1	NR			

REPORT NUMBER: SP1-2407-184-4

Melanopic Flux vs. Wavelength



Melanopic Lumens: NR

M/P: 2.13

λ (nm)	Power W^{\wedge}/nm	Lumens (ϕ/nm)	λ (nm)	Power W^{\wedge}/nm	Lumens (ϕ/nm)	λ (nm)	Power W^{\wedge}/nm	Lumens (ϕ/nm)	λ (nm)	Power W^{\wedge}/nm	Lumens (ϕ/nm)	λ (nm)	Power W^{\wedge}/nm	Lumens (ϕ/nm)
360	0	NR	490	142	NR	620	803	NR	750	17	NR	880	0	NR
365	0	NR	495	189	NR	625	734	NR	755	15	NR	885	0	NR
370	0	NR	500	240	NR	630	670	NR	760	13	NR	890	0	NR
375	0	NR	505	290	NR	635	600	NR	765	11	NR	895	0	NR
380	0	NR	510	335	NR	640	535	NR	770	9	NR	900	0	NR
385	0	NR	515	375	NR	645	473	NR	775	8	NR	905	0	NR
390	1	NR	520	408	NR	650	415	NR	780	7	NR	910	0	NR
395	2	NR	525	434	NR	655	362	NR	785	6	NR	915	0	NR
400	4	NR	530	461	NR	660	313	NR	790	5	NR	920	0	NR
405	8	NR	535	486	NR	665	271	NR	795	4	NR	925	0	NR
410	16	NR	540	514	NR	670	231	NR	800	4	NR	930	0	NR
415	33	NR	545	549	NR	675	198	NR	805	3	NR	935	0	NR
420	69	NR	550	591	NR	680	169	NR	810	3	NR	940	0	NR
425	131	NR	555	640	NR	685	144	NR	815	2	NR	945	0	NR
430	227	NR	560	695	NR	690	123	NR	820	2	NR	950	0	NR
435	369	NR	565	757	NR	695	104	NR	825	2	NR	955	0	NR
440	517	NR	570	822	NR	700	88	NR	830	2	NR	960	0	NR
445	498	NR	575	882	NR	705	75	NR	835	1	NR	965	0	NR
450	315	NR	580	935	NR	710	63	NR	840	1	NR	970	0	NR
455	204	NR	585	972	NR	715	54	NR	845	1	NR	975	0	NR
460	145	NR	590	996	NR	720	46	NR	850	1	NR	980	0	NR
465	100	NR	595	1000	NR	725	39	NR	855	1	NR	985	0	NR
470	78	NR	600	989	NR	730	33	NR	860	1	NR	990	0	NR
475	76	NR	605	960	NR	735	28	NR	865	1	NR	995	0	NR
480	83	NR	610	918	NR	740	24	NR	870	1	NR	1000	0	NR
485	105	NR	615	864	NR	745	20	NR	875	1	NR			

Summary

$R_f = 73.8$
 $R_g = 94.4$
 CIE $R_a = 70.8$
 $R_g = -43.2$



Color Vector Graphics



Individual Sample Fidelity Index ($R_{f,i}$)

CES01 = 86	CES26 = 63	CES51 = 86	CES76 = 61
CES02 = 62	CES27 = 83	CES52 = 86	CES77 = 81
CES03 = 31	CES28 = 86	CES53 = 75	CES78 = 64
CES04 = 71	CES29 = 58	CES54 = 81	CES79 = 86
CES05 = 49	CES30 = 61	CES55 = 80	CES80 = 86
CES06 = 51	CES31 = 63	CES56 = 71	CES81 = 70
CES07 = 41	CES32 = 61	CES57 = 69	CES82 = 94
CES08 = 40	CES33 = 65	CES58 = 72	CES83 = 88
CES09 = 29	CES34 = 77	CES59 = 85	CES84 = 90
CES10 = 76	CES35 = 88	CES60 = 93	CES85 = 80
CES11 = 59	CES36 = 89	CES61 = 86	CES86 = 60
CES12 = 65	CES37 = 85	CES62 = 81	CES87 = 78
CES13 = 43	CES38 = 69	CES63 = 73	CES88 = 75
CES14 = 74	CES39 = 93	CES64 = 72	CES89 = 66
CES15 = 71	CES40 = 89	CES65 = 67	CES90 = 72
CES16 = 47	CES41 = 83	CES66 = 70	CES91 = 95
CES17 = 50	CES42 = 87	CES67 = 68	CES92 = 59
CES18 = 56	CES43 = 77	CES68 = 73	CES93 = 76
CES19 = 73	CES44 = 99	CES69 = 83	CES94 = 48
CES20 = 66	CES45 = 83	CES70 = 66	CES95 = 70
CES21 = 87	CES46 = 77	CES71 = 66	CES96 = 76
CES22 = 79	CES47 = 74	CES72 = 88	CES97 = 82
CES23 = 92	CES48 = 62	CES73 = 59	CES98 = 73
CES24 = 91	CES49 = 77	CES74 = 93	CES99 = 60
CES25 = 73	CES50 = 85	CES75 = 67	



Color Rendition by Hue-Angle Bin



Measure Comparisons



(END OF REPORT)